

Sink Phantom Base

Recommended for 20 mm thickness

Kitchen Sinks

Code: 5555 240



DETAILS

Material AISI 304 stainless steel

Texture Foster brushed

Dimensions 546 x 446 mm

Number of bowls 1 bowl

Bowl dimension 506 x 406 mm

Built-in hole [View technical data sheet](#)

Standard fittings Drain, Foster overflow and universal corrugated pipe (for installing different overflows), Boxed packing

Waste fitting 3,5" drain

Notes: For 20 mm thick sheets

FEATURES

PHANTOM BASE - 20 mm

The Phantom BASE sink's bottoms are specifically engineered to be coupled with sinks made out of slabs. The perimetric trough makes for a simple and perfect installation. This version of Phantom BASE is meant for slabs of 20mm thickness.

PHANTOM BASE WITHOUT WELDING

The steel bottom Phantom BASE solves the problem of water draining of slab sinks, because the slope built into the moulded bottom ensures perfect draining. The radius and sloped profile of Phantom BASE guarantee great practicality and hygiene in everyday cleaning.

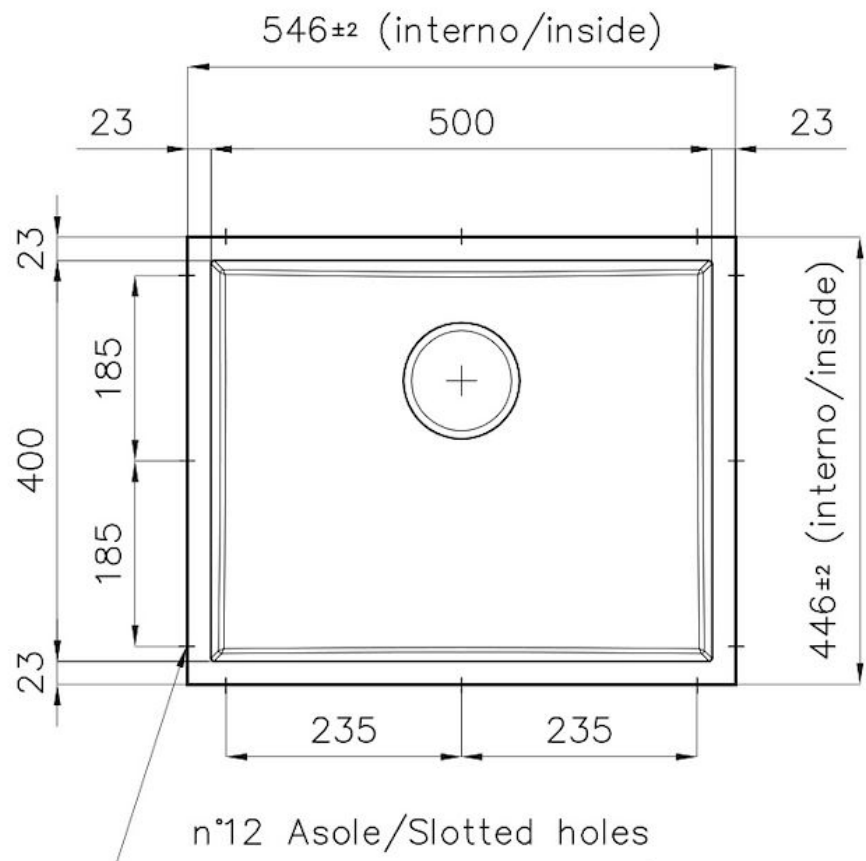
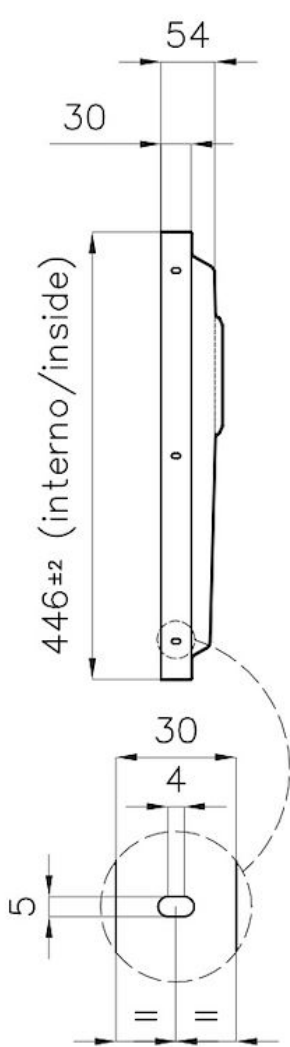
High thickness

1mm thick steel. A significant thickness, which guarantees the maximum sturdiness and durability.

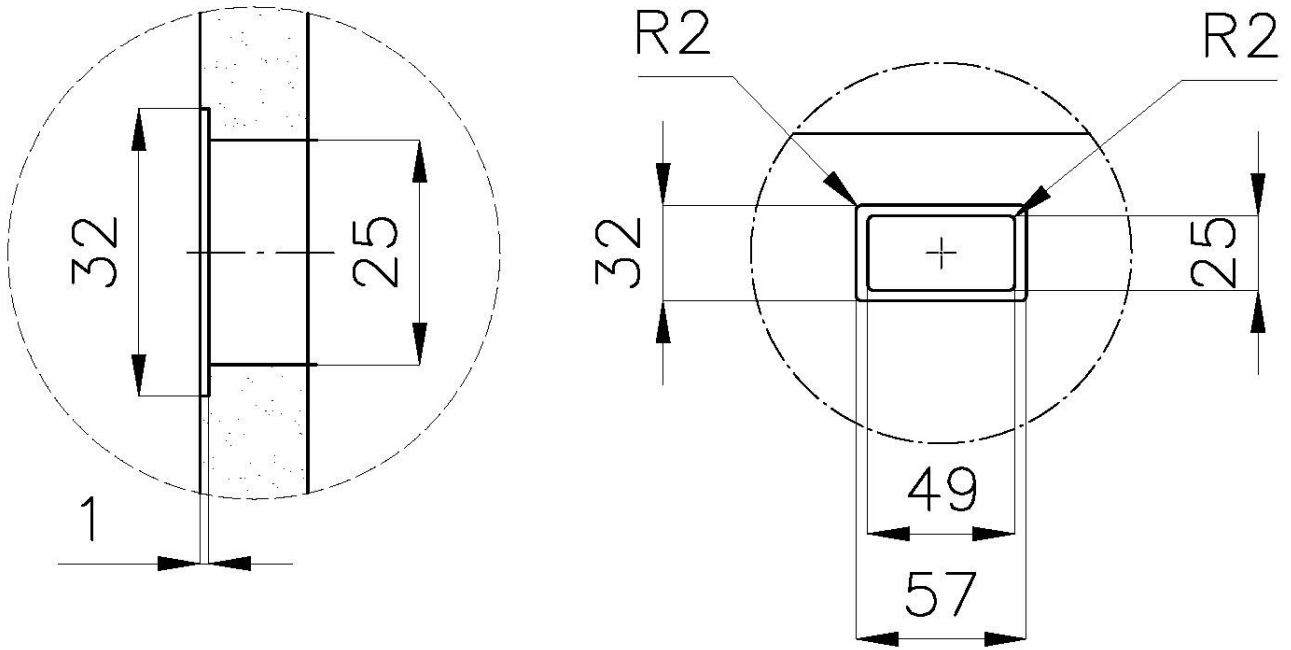
Perimetral overflow

The overflow is always a security on the Foster sinks that prevents the overflow of water in case of oversights. The perimeter drain solution improves aesthetics thanks to its square and essential shape.

TECHNICAL DATA







DETTAGLIO PER TROPPO PIENO / OVERFLOW DETAILS

GALLERY

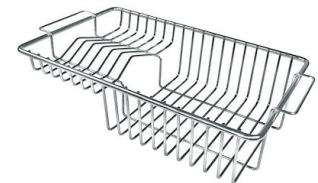


OPTIONAL ACCESSORIES



Black grid
8100 652

HDPE Chopping board
8657 001




Stainless steel plate rack
8100 201



White bowl
8153 100

RECOMMENDED PAIRINGS



Cooker hob Milanello 5F
7682 000



Mixer Tap Omega Plus
8497 020

OPTIONAL AUTOMATIC WASTE FITTINGS



Automatic waste fitting
8407 100



Automatic waste fitting
8407 000



Space automatic waste fitting - PA
8407 108



**Space Light automatic waste fitting
- PL**
8407 117



**Space Push automatic waste fitting
- PP**
8407 116